


















# Coordinated Public Transit Planning





1. There is not enough public transportation service available			Response Percent	Response Count
No Importance			2.2%	1
Low Importance			2.2%	1
Medium Importance			24.4%	11
<b>High Important</b>			<b>71.1%</b>	<b>32</b>
		<i>answered question</i>		<b>45</b>
		<i>skipped question</i>		<b>0</b>





2. There needs to be extended service hours			Response Percent	Response Count
No Importance			0.0%	0
Low Imoprtance			11.4%	5
Medium Importance			40.9%	18
<b>High Importance</b>			<b>47.7%</b>	<b>21</b>
		<i>answered question</i>		<b>44</b>
		<i>skipped question</i>		<b>1</b>




3. There needs to be weekend and night service				
			Response Percent	Response Count
No Importance			4.4%	2
Low Importance			22.2%	10
<b>Medium Importance</b>			<b>40.0%</b>	<b>18</b>
High Importance			33.3%	15
			<i>answered question</i>	<b>45</b>
			<i>skipped question</i>	<b>0</b>





4. There needs to be extended service focusing on employment type trips				
			Response Percent	Response Count
No Importance			2.3%	1
Low Importance			11.4%	5
Medium Importance			31.8%	14
<b>High Importance</b>			<b>54.5%</b>	<b>24</b>
			<i>answered question</i>	<b>44</b>
			<i>skipped question</i>	<b>1</b>




5. There is a need to increase service to fill gaps in underserved areas				
			Response Percent	Response Count
No Importance			0.0%	0
Low Importance			4.4%	2
Medium Importance			26.7%	12
<b>High Importance</b>			<b>68.9%</b>	<b>31</b>
			<i>answered question</i>	<b>45</b>
			<i>skipped question</i>	<b>0</b>





6. There is a need for continued coordination between transportation providers to provide cross-county trips			Response Percent	Response Count
No Importance			2.2%	1
Low Importance			8.9%	4
Medium Importance			33.3%	15
<b>High Importance</b>			<b>55.6%</b>	<b>25</b>
			<i>answered question</i>	<b>45</b>
			<i>skipped question</i>	<b>0</b>

7. There is a need for a public transportation service to focus specifically on providing employment trips			Response Percent	Response Count
No Importance			2.3%	1
Low Importance			15.9%	7
Medium Importance			27.3%	12
<b>High Importance</b>			<b>54.5%</b>	<b>24</b>
			<i>answered question</i>	<b>44</b>
			<i>skipped question</i>	<b>1</b>





8. There is a need for a public transportation service to focus specifically on providing shopping and recreation trips			Response Percent	Response Count
No Importance			9.1%	4
<b>Low Importance</b>			<b>47.7%</b>	<b>21</b>
Medium Importance			31.8%	14
High Importance			11.4%	5
			<i>answered question</i>	<b>44</b>
			<i>skipped question</i>	<b>1</b>

9. Too much advance planning is required in order to get transportation				
			Response Percent	Response Count
No Importance			11.6%	5
Low Importance			30.2%	13
<b>Medium Importance</b>			<b>37.2%</b>	<b>16</b>
High Importance			20.9%	9
			<i>answered question</i>	<b>43</b>
			<i>skipped question</i>	<b>2</b>




10. There is a need for increased/improved door to door service for the elderly and disabled population				
			Response Percent	Response Count
No Importance			0.0%	0
Low Importance			13.3%	6
Medium Importance			28.9%	13
<b>High Importance</b>			<b>57.8%</b>	<b>26</b>
			<i>answered question</i>	<b>45</b>
			<i>skipped question</i>	<b>0</b>

11. There a need for education on available services, programs and eligibility requirements				
			Response Percent	Response Count
No Importance			2.3%	1
Low Importance			6.8%	3
Medium Importance			31.8%	14
<b>High Importance</b>			<b>59.1%</b>	<b>26</b>
			<i>answered question</i>	<b>44</b>
			<i>skipped question</i>	<b>1</b>





**12. There are communication issues i.e. language barriers, non existent web-site or difficult to find/use, inconsistent information provided**

		Response Percent	Response Count
No Importance		4.5%	2
Low Importance		31.8%	14
Medium Importance		31.8%	14
High Importance		31.8%	14
		<i>answered question</i>	<b>44</b>
		<i>skipped question</i>	<b>1</b>





**13. There needs to be advertising of the various services to the elderly, low income, and general public**

		Response Percent	Response Count
No Importance		0.0%	0
Low Importance		13.3%	6
Medium Importance		26.7%	12
High Importance		60.0%	27
		<i>answered question</i>	<b>45</b>
		<i>skipped question</i>	<b>0</b>





**14. There is a need to market/increase participation on the Transportation Advisory Board (TAB)**

		Response Percent	Response Count
No Importance		9.3%	4
Low Importance		27.9%	12
Medium Importance		30.2%	13
High Importance		32.6%	14
		<i>answered question</i>	<b>43</b>
		<i>skipped question</i>	<b>2</b>





**15. There is a need for sustained support for coordinated transportation planning among elected officials, agency administrators, transportation providers and other community leaders**




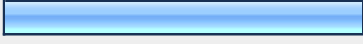
		Response Percent	Response Count
No Importance		2.2%	1
Low Importance		8.9%	4
Medium Importance		31.1%	14
<b>High Importance</b>		<b>57.8%</b>	<b>26</b>
		<i>answered question</i>	<b>45</b>
		<i>skipped question</i>	<b>0</b>

**16. Service providers need to be more “consumer friendly”**


		Response Percent	Response Count
No Importance		13.6%	6
Low Importance		20.5%	9
<b>Medium Importance</b>		<b>38.6%</b>	<b>17</b>
High Importance		27.3%	12
		<i>answered question</i>	<b>44</b>
		<i>skipped question</i>	<b>1</b>



**17. There is a need for users to have the option to make reservations for service after business hours**





		Response Percent	Response Count
No Importance		4.7%	2
Low Importance		16.3%	7
<b>Medium Importance</b>		<b>44.2%</b>	<b>19</b>
High Importance		34.9%	15
		<i>answered question</i>	<b>43</b>
		<i>skipped question</i>	<b>2</b>

18. Agency staffing is too small to handle the number and complexity of issues that arise			
		Response Percent	Response Count
No Importance		7.0%	3
Low Importance		11.6%	5
<b>Medium Importance</b>		<b>41.9%</b>	<b>18</b>
High Importance		39.5%	17
		<b>answered question</b>	<b>43</b>
		<b>skipped question</b>	<b>2</b>

19. Please use the space below to identify specific needs and / or areas where there are current gaps in service i.e. geographic locations, service hours, etc.		
		Response Count
		15
		<b>answered question</b>
		<b>15</b>
		<b>skipped question</b>
		<b>30</b>

20. What county do you live in or serve if you are an agency rep.(check one)			
		Response Percent	Response Count
Carteret		0.0%	0
Craven		0.0%	0
Duplin		0.0%	0
<b>Greene</b>		<b>100.0%</b>	<b>45</b>
Jones		0.0%	0
Pamlico		0.0%	0
		Other (please specify)	0
		<b>answered question</b>	<b>45</b>
		<b>skipped question</b>	<b>0</b>

21. Coordinated Human Service Transportation Plan			Response Percent	Response Count
What are you hoping the Coordinated Human Service Transportation Plan will produce?			95.5%	21
Other comments:			9.1%	2
			<i>answered question</i>	<b>22</b>
			<i>skipped question</i>	<b>23</b>

22. OPTIONAL:			Response Percent	Response Count
Name of your agency or advocacy group (if applicable)			66.7%	16
Name of person completing form			87.5%	21
<b>Telephone number</b>			<b>91.7%</b>	<b>22</b>
Email			50.0%	12
			<i>answered question</i>	<b>24</b>
			<i>skipped question</i>	<b>21</b>