
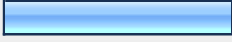

















Coordinated Public Transit Planning




1. There is not enough public transportation service available			
		Response Percent	Response Count
No Importance		0.0%	0
Low Importance		8.3%	1
Medium Importance		25.0%	3
High Important		66.7%	8
		<i>answered question</i>	12
		<i>skipped question</i>	0




2. There needs to be extended service hours			
		Response Percent	Response Count
No Importance		8.3%	1
Low Imoprtance		8.3%	1
Medium Importance		25.0%	3
High Importance		58.3%	7
		<i>answered question</i>	12
		<i>skipped question</i>	0





3. There needs to be weekend and night service				
			Response Percent	Response Count
No Importance			16.7%	2
Low Importance			0.0%	0
Medium Importance			33.3%	4
High Importance			50.0%	6
			<i>answered question</i>	12
			<i>skipped question</i>	0





4. There needs to be extended service focusing on employment type trips				
			Response Percent	Response Count
No Importance			8.3%	1
Low Importance			8.3%	1
Medium Importance			41.7%	5
High Importance			41.7%	5
			<i>answered question</i>	12
			<i>skipped question</i>	0




5. There is a need to increase service to fill gaps in underserved areas				
			Response Percent	Response Count
No Importance			0.0%	0
Low Importance			25.0%	3
Medium Importance			33.3%	4
High Importance			41.7%	5
			<i>answered question</i>	12
			<i>skipped question</i>	0





6. There is a need for continued coordination between transportation providers to provide cross-county trips			Response Percent	Response Count
No Importance			0.0%	0
Low Importance			8.3%	1
Medium Importance			58.3%	7
High Importance			33.3%	4
			<i>answered question</i>	12
			<i>skipped question</i>	0

7. There is a need for a public transportation service to focus specifically on providing employment trips			Response Percent	Response Count
No Importance			0.0%	0
Low Importance			25.0%	3
Medium Importance			33.3%	4
High Importance			41.7%	5
			<i>answered question</i>	12
			<i>skipped question</i>	0




8. There is a need for a public transportation service to focus specifically on providing shopping and recreation trips			Response Percent	Response Count
No Importance			25.0%	3
Low Importance			25.0%	3
Medium Importance			33.3%	4
High Importance			16.7%	2
			<i>answered question</i>	12
			<i>skipped question</i>	0

9. Too much advance planning is required in order to get transportation				
			Response Percent	Response Count
No Importance			8.3%	1
Low Importance			8.3%	1
Medium Importance			33.3%	4
High Importance			50.0%	6
			<i>answered question</i>	12
			<i>skipped question</i>	0





10. There is a need for increased/improved door to door service for the elderly and disabled population				
			Response Percent	Response Count
No Importance			0.0%	0
Low Importance			9.1%	1
Medium Importance			36.4%	4
High Importance			54.5%	6
			<i>answered question</i>	11
			<i>skipped question</i>	1

11. There a need for education on available services, programs and eligibility requirements				
			Response Percent	Response Count
No Importance			8.3%	1
Low Importance			8.3%	1
Medium Importance			8.3%	1
High Importance			75.0%	9
			<i>answered question</i>	12
			<i>skipped question</i>	0





12. There are communication issues i.e. language barriers, non existent web-site or difficult to find/use, inconsistent information provided

		Response Percent	Response Count
No Importance		8.3%	1
Low Importance		0.0%	0
Medium Importance		25.0%	3
High Importance		66.7%	8
		<i>answered question</i>	12
		<i>skipped question</i>	0

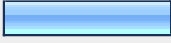

13. There needs to be advertising of the various services to the elderly, low income, and general public

		Response Percent	Response Count
No Importance		9.1%	1
Low Importance		9.1%	1
Medium Importance		18.2%	2
High Importance		63.6%	7
		<i>answered question</i>	11
		<i>skipped question</i>	1




14. There is a need to market/increase participation on the Transportation Advisory Board (TAB)

		Response Percent	Response Count
No Importance		8.3%	1
Low Importance		16.7%	2
Medium Importance		33.3%	4
High Importance		41.7%	5
		<i>answered question</i>	12
		<i>skipped question</i>	0





15. There is a need for sustained support for coordinated transportation planning among elected officials, agency administrators, transportation providers and other community leaders




		Response Percent	Response Count
No Importance		0.0%	0
Low Importance		18.2%	2
Medium Importance		18.2%	2
High Importance		63.6%	7
	<i>answered question</i>		11
	<i>skipped question</i>		1

16. Service providers need to be more “consumer friendly”


		Response Percent	Response Count
No Importance		0.0%	0
Low Importance		33.3%	4
Medium Importance		33.3%	4
High Importance		33.3%	4
	<i>answered question</i>		12
	<i>skipped question</i>		0


17. There is a need for users to have the option to make reservations for service after business hours





		Response Percent	Response Count
No Importance		8.3%	1
Low Importance		8.3%	1
Medium Importance		41.7%	5
High Importance		41.7%	5
	<i>answered question</i>		12
	<i>skipped question</i>		0

18. Agency staffing is too small to handle the number and complexity of issues that arise			
		Response Percent	Response Count
No Importance		0.0%	0
Low Importance		18.2%	2
Medium Importance		45.5%	5
High Importance		36.4%	4
<i>answered question</i>			11
<i>skipped question</i>			1

19. Please use the space below to identify specific needs and / or areas where there are current gaps in service i.e. geographic locations, service hours, etc.		
		Response Count
		4
<i>answered question</i>		4
<i>skipped question</i>		8

20. What county do you live in or serve if you are an agency rep.(check one)			
		Response Percent	Response Count
Carteret		0.0%	0
Craven		0.0%	0
Duplin		100.0%	12
Greene		0.0%	0
Jones		0.0%	0
Pamlico		0.0%	0
Other (please specify)			0
<i>answered question</i>			12
<i>skipped question</i>			0

21. Coordinated Human Service Transportation Plan			Response Percent	Response Count
What are you hoping the Coordinated Human Service Transportation Plan will produce?			100.0%	7
Other comments:			0.0%	0
		answered question		7
		skipped question		5

22. OPTIONAL:			Response Percent	Response Count
Name of your agency or advocacy group (if applicable)			83.3%	5
Name of person completing form			100.0%	6
Telephone number			100.0%	6
Email			100.0%	6
		answered question		6
		skipped question		6